

● SIRENA SOLUTION

Like Mother Nature, **SIRENA** uses water as its filter.

Separator technology forces air into the water, keeping dirt from being exhausted into your air. Wet dirt can't fly.

The air in your home is water-washed, and returned fresh and clean.

Water never clogs the way bags and filters do. **SIRENA** cleans 100% of the time – at 100% efficiency.

NEVER BUY BAGS OR FILTERS AGAIN

SIRENA eliminates:



DUST MITES

IMBEDDED CARPET DIRT

PET DANDER/FUR



HOUSEHOLD ODORS

RAGWEED

SMOKE

● How SIRENA Was Born

With over twenty years of experience in the vacuum industry our founder and CEO knew there were only a few types of vacuums available. The most efficient and reliable were water-based systems.

All quality water-based systems were sold through direct sales, making them very expensive. Wanting to make a **high quality affordable system**, he put his experience to work.

The result is **SIRENA**, a **high quality, Canadian designed and engineered, water-based system**, now available through retail establishments.

SIRENA is the culmination of modern design and engineering, built on years of experience.

SIRENA offers the most powerful, most effective and most economical choice for consumers who care about their indoor environment.

T. Khayrallah

● SIRENA vs BAG/BAGLESS SYSTEMS THE SOLUTION IS AS CLEAR AS WATER!

SIRENA IS HEALTHY

BAGS/FILTERS CREATE GERMS AND BACTERIA

SIRENA IS NATURAL

BAGS ARE MANUFACTURED

SIRENA DOES NOT CLOG

BAGS/FILTERS CLOG

SIRENA RETURNS CLEAN AIR

BAGS/FILTERS POLLUTE INDOOR AIR

SIRENA CLEANS WITH 100% EFFICIENCY

BAGS/FILTERS LOSE EFFICIENCY

WATER IS CLEAN & EASY TO DISPOSE OF

BAGS ARE MESSY AND SMELLY

WATER IS FREE

BAGS/FILTERS ARE EXPENSIVE

WATER IS EASILY AVAILABLE

BAGS/FILTERS ARE HARD TO FIND

*Harness
the power
of nature*



NaturalWorld®

Distributed by:
Natural World Products Pte Ltd
Blk 9010, Tampines Industrial Park A,
#02-83, Tampines Street 93,
Singapore 528844
Website: <https://naturalworld.sg>
Tel: 6635 3281 Fax: 6635 3280
Email: info@naturalworld.sg

Sirena

TOTAL HOME CLEANING SYSTEM

WATER MAKES IT
POWERFUL
HEPA MAKES IT
HEALTHY
SIRENA MAKES IT
NATURALLY CLEAN

THE SYSTEM THAT
NEVER LOSES
CLEANING ABILITY!



THE BEST SYSTEM USING
WATER-BASED TECHNOLOGY

SIRENA OFFERS:
100% MAXIMUM SUCTION
100% MAXIMUM AIRFLOW
100% CLEANING EFFICIENCY
ALL THE TIME



Canadian designed
& engineered



Italian cyclonic
motor technology

www.sirenainc.com



OTTAWA, ONTARIO CANADA

Why SIRENA?

SIRENA is not just another vacuum cleaner. The water-based filtration system makes **SIRENA** a fundamentally superior total home cleaning system, to clean your home in ways that traditional vacuums cannot.

SIRENA has a quiet mode to remove dust and odors from your home. Use fragrances to transform **SIRENA** into an air freshener, or Ocean Breeze deodorizer to eliminate odors. Add eucalyptus oil, your **SIRENA** becomes a vaporizer!

Bags and Filters Do Not Work

When dirt and dust pass through a bag or filter, it clogs the holes that allow air to flow through them. Less airflow means less cleaning ability. Vacuums that use bags and filters lose efficiency with each use.

Bacteria and germs grow in dark, warm, filthy places. Your current vacuum sends these bacteria and germs into the air you breathe. This is especially bad for people who suffer from allergies or asthma.



AVERAGE BAGS
COST \$360
OVER 5 YEARS

Suction vs Airflow

Vacuum companies boast about their suction, but does suction clean? The answer is **NO**. Cleaning ability comes from **airflow**, not suction.

Example: you are vacuuming and you notice a piece of lint. You go over it but it stays on the carpet. You check: you have suction, but no airflow. You pick up the lint, throw it into the hose and continue to vacuum.

If your vacuum cannot pick up a piece of lint, it is not picking up dirt either. The bag would be heavier if it were actually getting the sand and dirt out. Have you seen the dirt left under your carpet? You must have **AIRFLOW** to clean efficiently.

Bagless Systems Do Not Work

Systems with collection bins still rely on filters to catch particles of dust and dirt that escape from the bin. These clog just like any other bag or filter. Less airflow means less cleaning ability.

Filters have to be replaced regularly, and still send germs, bacteria and dust back into the air you breathe. Sufferers of breathing disorders are especially vulnerable.



AVERAGE FILTERS
COST \$500
OVER 5 YEARS

PREMIUM ELECTRIC HOSE WITH TRIGGER HANDLE
Will not kink or break

TELESCOPIC WANDS
Space saving storage

POWER NOZZLE
low profile with adjustable height for all carpet types

3.5L WATER BASIN
Large capacity



www.sirenainc.com



DETACHABLE DOLLY
Easy roll casters with 360° movement



UPHOLSTERY BRUSH
Designed for sofas, chairs mattresses, etc.



FLOOR BRUSH
Great for hardwood ceramic, tile even walls!



DUSTING BRUSH
Fantastic for bookshelves, lampshades and hard to clean surfaces



CREVICE TOOL
For hard to reach and tight spots



INFLATION TOOL
Blow up balloons, air mattresses or blow out dust



We want to personally thank you for becoming part of the Sirena family. Satisfaction with your new Sirena is our priority. We're confident that your Sirena will provide you with many years of healthier cleaning!

Team Sirena

• Sirena Warranty

When used and maintained, in accordance with Sirena owner's instructions, the Sirena vacuum has a warranty (to the original purchaser) against defects in material and workmanship for a period of 10 years on the Sirena main unit motor, 3 years on power nozzle motor and all other parts, and 1 year for labor, from the date of purchase. This warranty applies to product for indoor personal use only. Work will only be considered for warranty if your Sirena is registered with the manufacturer or you have the original bill of sale. Any tampering with your Sirena will void any warranty claims. All work must be carried out by a factory authorized Sirena dealer. When you purchase through an online distribution channel or an authorized distributor who does not provide service, you may locate a Sirena authorized dealer online through our website or you may contact Sirena directly.

What is not covered?

This warranty does not apply to routine maintenance parts such as (but not limited to) belts, clips, wheels and brushes. Damage as a result of negligence, misuse, abuse or unauthorized repair is not covered. For service please see your authorized Sirena dealer. This warranty is exclusive and in lieu of any other warranties either oral or written, any implied warranties which may arise by operation of law, including warranties of merchantability or fitness for a particular purpose, are disclaimed. In no event will Sirena Inc be liable for any special, indirect, incidental or consequential damages of any kind or nature to owner or any party claiming through owner, whether based in contract, negligence, tort or strict products liability or arising from any cause whatsoever.

www.sirenainc.com

Team Sirena 1-855-468RENA (1-855-477-3662)
1-5459 Canotek Rd., Ottawa, ON Canada K1J 9M3

Warranty Registration

Please mail in this registration or complete online at www.sirenainc.com

First name:	Last name:
Address:	Apt/Suite:
City:	State/Prov:
Zip/Postal:	Country:
Daytime Phone: ()	Evening Phone: ()
Email:	Source: Retail Store <input type="checkbox"/> Online <input type="checkbox"/>
Date of Purchase: / /	TV <input type="checkbox"/>
Name of Store:	Other (Details)
Sirena serial #	Store City:
	Power Nozzle serial #



OTTAWA, ONTARIO CANADA










Sirena
TOTAL HOME CLEANING SYSTEM

INSTRUCTION MANUAL



Canadian designed & engineered Italian cyclonic motor technology
www.sirenainc.com

ASSEMBLE YOUR SIRENA



FILL BASIN TO MINIMUM FILL LINE - ONLY

OPTIONALLY ADD FRAGRANCE, DEODORIZER

PLACE SIRENA ON BASIN







CLAMP SIRENA TO BASIN

BASIN CLAMP

SECURE MACHINE ON DOLLY - PRESS FOOT PEDAL TO RELEASE

ALWAYS START MACHINE ON HIGH SPEED TWO STROKES FOR AIR CIRCULATION

POWER NOZZLE ASSEMBLY FOR CLEANING CARPETS



ATTACH EXTENSION POWER NOZZLE WAND







SLIDE ELECTRICAL WIRE THROUGH SLOT PROVIDED

SECURELY CONNECT TO HANDLE - SQUEEZE TRIGGER TO ACTIVATE

ATTACH ELECTRICAL HOSE - SQUEEZE BOTH SIDES TO RELEASE

TO REPLACE BELT IN POWER NOZZLE REMOVE BASE PLATE AS SHOWN - LIFT BEATER BAR AND REPLACE WITH SPARE BELT PROVIDED

WET PICK UP HOSE FOR ACCESSORIES AND WET PICK UP



ATTACH WET PICK UP HOSE TO SIRENA

ATTACH SMALL CURVED WAND TO HOSE



WET PICK UP - MAKE EASIER WITH THE FOOT PEDAL, ALWAYS START WITH FOOT PEDAL DOWN FOR WET PICK UP

ATTACH REQUIRED ACCESSORY

TOOLS MAY BE ATTACHED TO EXTENSION WAND FOR EXTRA REACH

TOOLS MAY BE STORED ON DOLLY









USING THE INFLATION TOOL



ATTACH WET PICK UP HOSE TO EXHAUST

ATTACH INFLATION TOOL TO CURVED WAND

SIRENA SYSTEM MAINTENANCE



CLEAN BASIN AFTER EACH USE

REMOVE SEPARATOR FREQUENTLY USING BRUSH PROVIDED

CLEAN SEPARATOR FREQUENTLY USING BRUSH PROVIDED


ALIGN SLIT ON SEPARATOR WITH FAN

HOLD OTHER END TO EXHAUST

REMOVE HEPA COVER

USING A PHILLIPS SCREWDRIVER REMOVE 3 RETAINING SCREWS

RINSE AS INDICATED AND ALLOW 24 HOURS TO DRY



- BOX CONTENTS:**
1. SIRENA SYSTEM
 2. SEPARATOR BRUSH/TOOL
 3. EXTENSION WAND
 4. CURVED WAND
 5. WET PICK UP HOSE
 6. POWER NOZZLE
 7. ELECTRIFIED HOSE
 8. FLOOR BRUSH
 9. DUSTING BRUSH
 10. UPHOLSTERY BRUSH
 11. CREVICE TOOL
 12. INFLATION TOOL

- IMPORTANT! PLEASE READ ALL SAFETY INSTRUCTIONS BEFORE ATTEMPTING TO USE YOUR SIRENA SYSTEM.**
- DO NOT USE TO PICK UP FLAMMABLE OR COMBUSTIBLE LIQUIDS SUCH AS GASOLINE, OR USE IN AREAS WHERE THEY MAY BE PRESENT. DO NOT USE IN THE PRESENCE OF FLAMMABLE VAPORS OR DUST.
 - DO NOT USE YOUR SIRENA WITHOUT WATER IN THE BASIN, EXCEPT FOR WET PICK UP.
 - DO NOT STORE YOUR SIRENA ON THE BASIN WHEN NOT IN USE.
 - DO NOT USE ELECTRIC HOSE FOR WET PICK UP.
 - DO NOT USE YOUR SIRENA TO PICK UP NON-WATER SOLUBLE MATERIALS SUCH AS (BUT NOT LIMITED TO) DRYWALL DUST, SAWDUST OR FLOUR.
 - DO NOT FILL BASIN BELOW MINIMUM FILL LINE, OR ABOVE MAXIMUM FILL LINE.
 - DO NOT PULL ON CORD FOR ANY REASON. DO NOT USE CORD AS A HANDLE.
 - DO NOT RUN OVER CORD OR ALLOW CORD TO REST ON HEATED SURFACES.

IMPORTANT SAFETY INSTRUCTIONS PLEASE READ BEFORE USING YOUR SIRENA.

When using an electrical appliance, basic precautions should be followed, including the following:

WARNING: This product is intended for normal household use only. Manufacturer cannot accept responsibility for damage caused by improper use of the machine.

THIS APPLIANCE USES A POLARIZED PLUG WHICH IS ONLY DESIGNED TO BE INSERTED ONE WAY. DO NOT ATTEMPT TO OVERRIDE THIS SAFETY FEATURE.

To reduce the risk of electrical shock or injury:

- Do not leave Sirena unattended while plugged in, always unplug before servicing or attempting to remove any blockages.
- ELECTRICAL SHOCK COULD OCCUR IF USED OUTDOORS OR ON WET SURFACES.
- Do not handle plug or appliance with wet hands.
- Do not allow children to operate Sirena.
- Use only as described in this manual and only with manufacturer approved accessories.
- Do not use with a damaged cord or plug, or if the unit has been dropped or left outside.
- DO NOT PULL ON CORD FOR ANY REASON. DO NOT USE CORD AS A HANDLE. DO NOT RUN OVER CORD OR ALLOW CORD TO REST ON HEATED SURFACES.
- Do not put any objects into openings. Do not use with any openings blocked.
- Keep hair, loose clothing, fingers and all body parts away from openings and moving parts.
- Do not use to pick up flammable or combustible liquids such as gasoline, or use in areas where they may be present. Do not use in the presence of flammable vapors or dust.
- Do not pick up anything that is burning or smoking such as cigarettes, mattresses or hot ashes.
- Do not pick up non water soluble products such as drywall dust, flour etc.
- Use extra care when cleaning stairs.
- The electrical hose contains electrical wires. Do not use the electric hose for wet pick up or if hose is damaged, cut or punctured. DO NOT PICK UP sharp objects.
- YOUR SIRENA IS DESIGNED TO OPERATE ONLY WITH BASIN ATTACHED.

THIS IS A SAFETY FEATURE. DO NOT ATTEMPT TO OVERRIDE THIS SAFETY FEATURE.


- NEVER OPERATE YOUR SIRENA WITHOUT WATER IN THE BASIN, EXCEPT WHEN USING FOR WET PICK UP. NEVER FILL BASIN ABOVE MAXIMUM FILL LINE.
- NEVER STORE SIRENA ON BASIN WHEN NOT IN USE.
- ONLY USE THE NON-ELECTRIC HOSE FOR WET PICK UP.

Record serial numbers here for your records.

Sirena # _____

Power nozzle # _____

KEEP THESE INSTRUCTIONS FOR FUTURE REFERENCE



TROUBLESHOOTING GUIDE	
ISSUE	POSSIBLE SOLUTION
SIRENA WILL NOT START	CHECK POWER CORD IS CORRECTLY INSERTED AND OUTLET IS WORKING. MAKE SURE YOUR SIRENA IS CORRECTLY INSERTED ON THE BASIN. IT WILL NOT RUN IF NOT CORRECTLY INSERTED.
SIRENA IS NOT STARTING ON LOW SPEED	YOU MUST ALWAYS START THE MACHINE ON HIGH SPEED FIRST, AND THEN CHANGE TO LOW SPEED TO CLEAN THE AIR THERE IS A 4 SECOND DELAY WHEN CHANGING TO LOW SPEED.
SIRENA IS NOT PICKING UP DIRT	CLEAN THE SEPARATOR. CHANGE WATER IN BASIN. CHECK HOSES AND POWER NOZZLE. TIP TOOL FOR CLOGGING. RINSE OR REPLACE HEPA.
POWER NOZZLE WILL NOT TURN	CHECK BRUSH FOR TANGLES AND/OR OBSTRUCTIONS. MAKE SURE ALL CONNECTIONS ARE SECURE. CHECK THAT BELT IS PROPERLY ATTACHED.
BAD SMELL IN EXHAUST	RINSE AND CLEAN THE BASIN, SEPARATOR AND HEPA FILTER. CHECK AND REPAIR ANY OBSTRUCTIONS IN HOSES AND TOOLS.
SIRENA SHAKES WHEN RUNNING	BASIN IS OVER FILLED. EMPTY AND REFILL. CLEAN THE SEPARATOR. POSSIBLY A FOAMING AGENT IN WATER. EMPTY BASIN AND WASH THOROUGHLY.
SIRENA SHUTS OFF BY ITSELF	YOUR MOTOR IS PROTECTED BY AN AUTOMATIC SHUT OFF IN CASE OF OVERHEATING. LEAVE MACHINE OFF LONG ENOUGH TO COOL AND TRY AGAIN.
CLOGGED HOSE	REMOVE HEPA COVER. INSERT CLOGGED HOSE IN EXHAUST AND OTHER END IN INTAKE. TURN ON MACHINE TO REMOVE CLOG.

SHOULD THESE SOLUTIONS NOT WORK BRING YOUR SIRENA TO AN AUTHORIZED SIRENA REPAIR LOCATION.



Product Specifications

PRODUCT PART DESCRIPTION	SPECIFICATIONS
Motor	1200 w / 10 Amps / Italian Motor / 1,500 + Test hours
Speeds	2 speeds – 4 second delay between High - Low
R.P.M.	19,527 RPM
R.P.M. free spin	24,350 RPM
Water lift	86.31in / 21.5 KPA
Noise Level	69-71 DB (decibels)
Warranty	10 yrs. main unit motor / 3yrs. parts / 1 yr. labor (except normal wear parts such as belts and brushes)
Airflow	90cfm for high speed, 18cfm for low speed
Filter Concept	Water with HEPA
HEPA Cartridge	Washable / Dimensions - 3.5in x 3.5in / 9cm x 9cm
Water reservoir	3.5 L / 3.7qts
Blower Function	Yes
Power Cable	21ft / 6.40m
Dimension	Main Unit - 12in x 14in x 19in / 30.5cm x 35.5cm x 48.25cm
Hose – Wet and Dry	Highest Grade Available – 77in / 195.5cm
Hose – Electrified	Highest Grade Available - 75in / 190.5cm
Wands (2) – Telescopic - Collapsed	Premium Grade stainless steel – 19in each / 48cm each
Wand (2) – Telescopic - Extended	Premium Grade stainless steel – 31in each / 78cm each
Talcum Powder Test	99.97% efficient
Power Nozzle – 3 year warranty	85w / 3 level height adjustment
Tools	Premium Grade ABS - 5 Pcs
Net Weight – complete unit	29 lbs. / 13.23 kg (Main unit, Power Nozzle, and all attachments)
Shipping Weight – complete unit	41 lbs. / 18.34 kg
Dimensions of Box	23in x 23in x 16in / 56cm x 56cm x 41cm
UPC – 12 digits	861473000139
Model # or SKU	S10NA - North America 110v / S10EU - Europe 220v

If you have any technical questions this specification sheet does not address, please feel free to contact us at:



Natural World Products Pte Ltd

Blk 9010, Tampines Industrial Park A, #02-83, Tampines Street 93, Singapore 528844

Website: <https://naturalworld.sg> Tel: 6635 3281 Fax: 6635 3280 Email: info@naturalworld.sg